

Fire - Performance Measure Data

District	Total Calls	Greater than 20 min. Response	%	Max. Response Time	NORS
New Church	14	0	100%	15:57	0
Greenbackville	4	0	100%	14:57	0
Chincoteague*	N/A	N/A	N/A	N/A	N/A
Atlantic	26	1	96%	23:23	0
Saxis	1	0	100%	13:46	0
Bloxom	17	2	88%	23:31	0
Parksley	13	0	100%	15:20	0
Tasley	8	0	100%	12:34	0
Onancock	9	0	100%	12:32	0
Melfa	14	1	93%	20:42	0
Wachapreague	2	0	100%	6:17	0
Painter	8	0	100%	16:53	0
Onley	8	0	100%	12:11	0
Tangier	1	0	100%	2:04	0
Totals:	125	4	97%		0

* Limited Chincoteague data from ESVA 911

EMS - Performance Measure Data

District	Total Calls	Career	Combination	Greater than 20 min. Response	%	Max. Response Time	NORS
Greenbackville	19	1	6	4	79%	26:08	2
Chincoteague*	5	N/A	N/A	1	80%	44:07	N/A
Saxis	8	1	1	0	100%	15:15	6
Bloxom	70	23	10	5	93%	26:55	31
Parksley	90	90	18	2	98%	31:16	0
Onancock	40	48	21	0	100%	16:35	0
Melfa	68	22	2	3	96%	21:13	0
Wachapreague	19	0	0	1	95%	23:39	6
Onley	48	19	8	0	100%	19:25	18
Oak Hall	79	72	24	4	95%	27:54	0
Tangier	11	0	5	0	100%	6:11	0
Community (Exmore)	7	N/A	N/A	0	100%	19:16	2
Totals	464	276	95	20	96%		65

* Limited Chincoteague data from ESVA 911

EMS Mutual Aid Data

Station Receiving Aid

Station : Giving Aid	Greenbackville	Chincoteague	Saxis	Bloxom	Parksley	Onancock	Melfa	Wachapreague	Onley	Oak Hall	Community (Exmore)	NORS	2nd Call	3rd Call
Greenbackville									1			2	1	0
Chincoteague									1			0	3	n/a
Saxis												6	0	0
Bloxom	1		4						3			31	1	0
Parksley	1	24										0	8	2
Onancock				4					19			0	0	0
Melfa							6	2	2			0	1	0
Wachapreague						1						6	0	0
Onley			1	2								18	3	0
Oak Hall	3	3	4	7								0	5	0
Community (Exmore)												2	0	0
Northampton County														
Total	3	n/a	6	32	10	0	1	6	21	5	2	65	22	2

June 2013

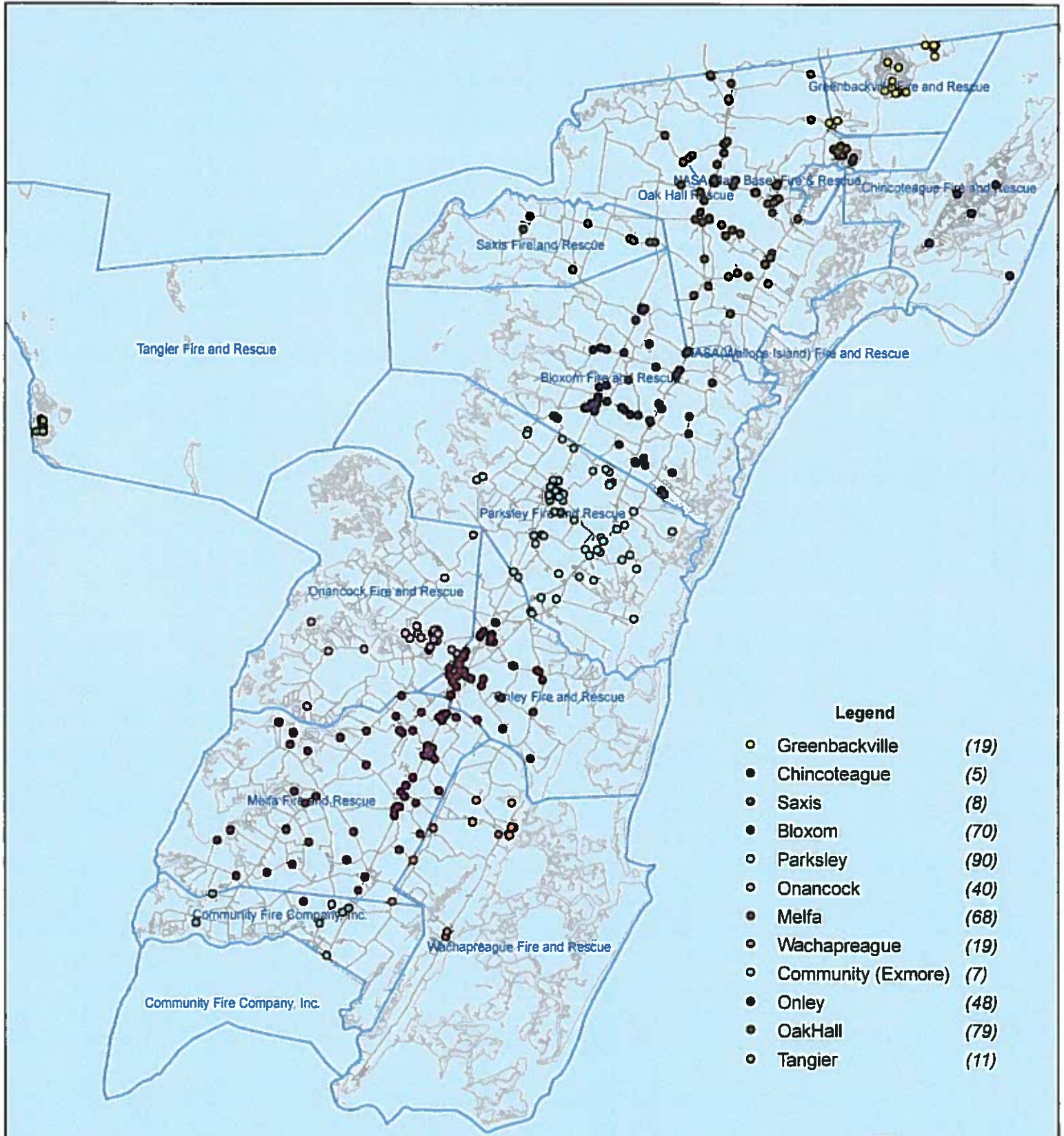
NORS = No Response. Call was handled by another station/agency.

2nd Call = 2nd Ambulance call received while First Ambulance was busy on another call.

3rd Call = 3rd ambulance call received while First and Second Ambulances were on other call.

This information was prepared using data supplied by the Eastern Shore of Virginia 911 Center
 This information is original incident data only and may not be representative of all units or stations who responded to an incident.

June 2013 EMS Calls By District



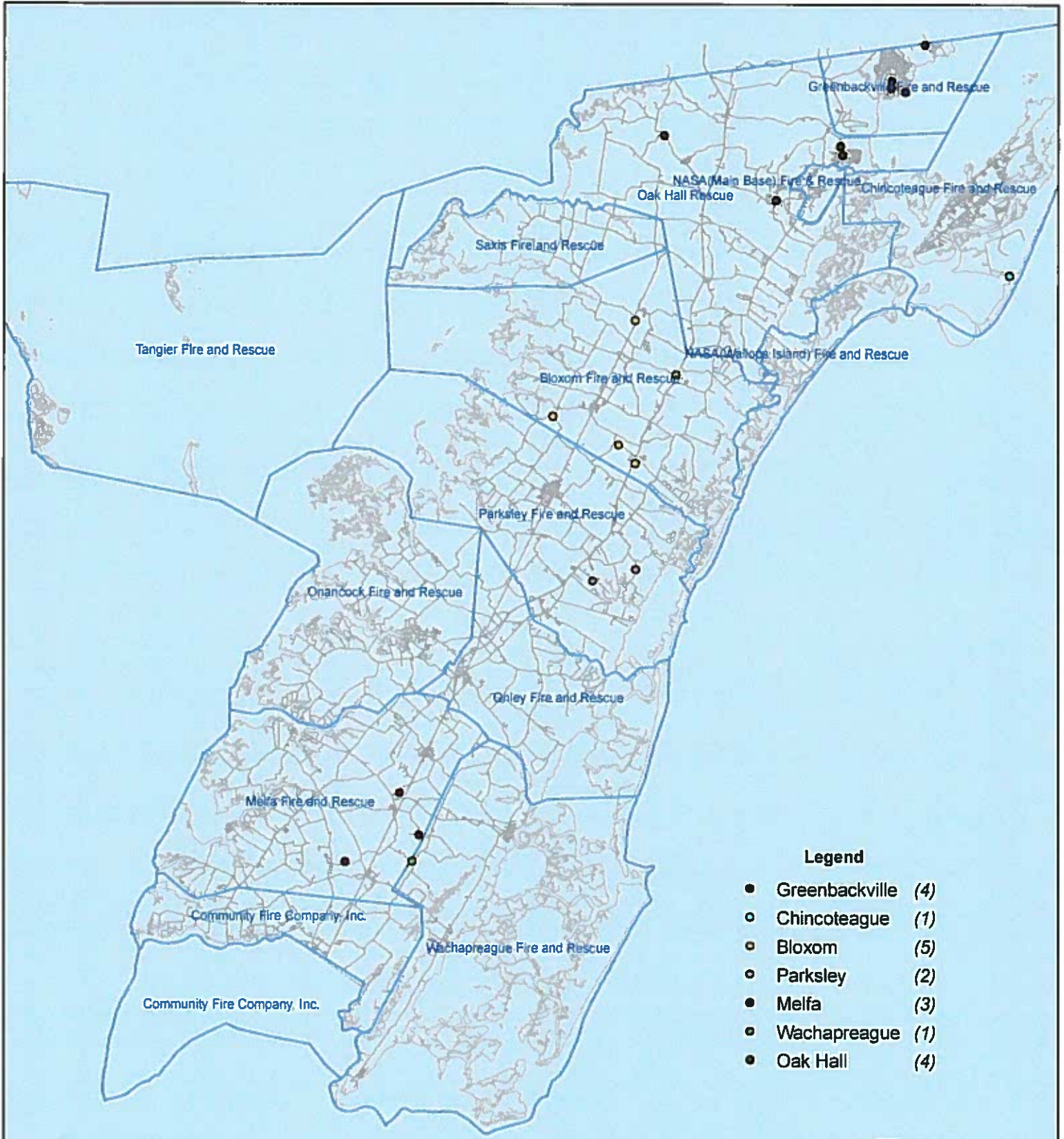
Limited Data Available For Chincoteague



All points are plotted using X and Y coordinates provided by the ESVA 911 Center.
Points may be plotted over one another when they are in close proximity.

Map Prepared using Data from the ESVA 911 Center

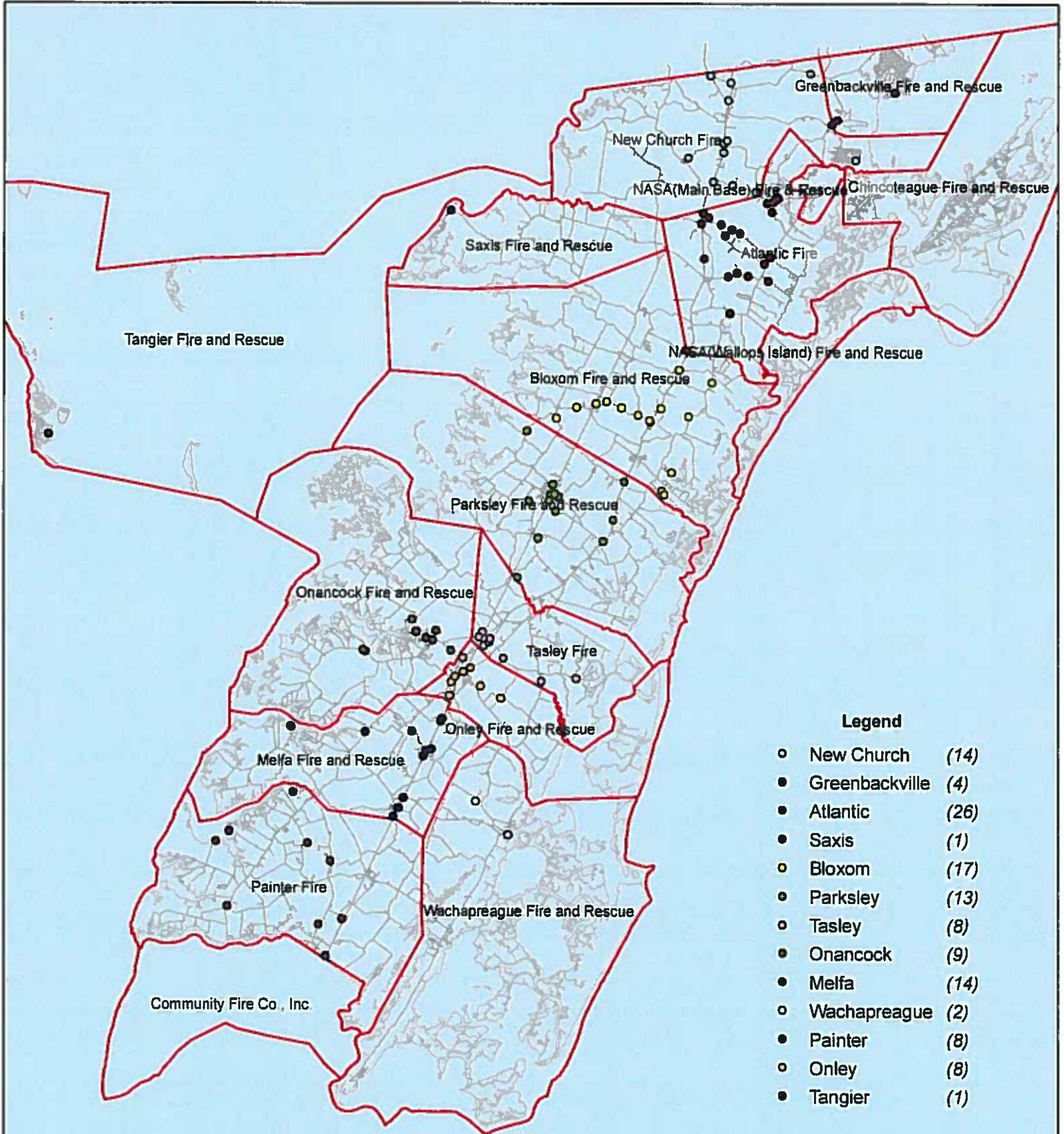
June 2013 EMS Calls With Response Time Greater Than 20 Mins.



Limited Data Available For Chincoteague

All points are plotted using X and Y coordinates provided by the ESVA 911 Center.
Points may be plotted over one another when they are in close proximity.

June 2013 Fire Calls By District



Limited Data Available For Chincoteage

All points are plotted using X and Y coordinates provided by the ESVA 911 Center.
 Points may be plotted over one another when they are in close proximity.

June 2013 Fire Calls With Response Time Greater Than 20 Mins.



- Legend**
- Atlantic (1)
 - Bloxom (2)
 - Melfa (1)

Limited Data Available For Chincoteague

All points are plotted using X and Y coordinates provided by the ESVA 911 Center. Points may be plotted over one another when they are in close proximity.

0 10,000 20,000 30,000 40,000 Feet
Map Prepared using Data from the ESVA 911 Center