

Fire - Performance Measure Data					
<u>District</u>	<u>Total Calls in District</u>	<u>Greater than 20 min. Response</u>	<u>%</u>	<u>Max. Response Time</u>	<u>NORS</u>
New Church	8	0	100%	19:38	0
Greenbackville	0	0	N/A	N/A	0
Chincoteague	N/A	N/A	N/A	N/A	N/A
Atlantic	28	1	96%	21:29	0
Saxis	2	0	100%	10:49	0
Bloxom	10	0	100%	19:10	0
Parksley	23	0	100%	14:21	0
Tasley	2	0	100%	9:26	0
Onancock	4	0	100%	16:05	0
Melfa	11	0	100%	13:18	0
Wachapreague	2	0	100%	7:04	0
Painter	10	0	100%	17:14	0
Onley	2	0	100%	11:18	0
Tangier	1	0	100%	00:37	0
Totals:	103	1	99%		0

Chincoteague Data Not Available

EMS - Performance Measure Data							
<u>District</u>	<u>Total Calls in Distric</u>	<u>Career</u>	<u>Combination</u>	<u>Greater than 20 min. Response</u>	<u>%</u>	<u>Max. Response Time</u>	<u>NORS</u>
Greenbackville	7	0	1	1	86%	21:44	2
Chincoteague	N/A	N/A	N/A	N/A	N/A	N/A	N/A
Saxis	4	0	2	0	100%	10:15	4
Bloxom	50	22	37	0	100%	17:29	0
Parksley	78	64	9	1	99%	20:46	0
Onancock	26	38	17	0	100%	15:41	0
Melfa	51	8	0	1	98%	20:08	0
Wachapreague	9	0	0	0	100%	19:34	5
Onley	39	13	0	0	100%	15:21	25
Oak Hall	70	58	15	2	97%	22:26	0
Tangier	9	0	6	0	100%	9:41	0
Community (Exmore)	7	N/A	N/A	0	100%	15:04	1
Totals	350	203	87	5	99%		37

Chincoteague Data Not Available

EMS Mutual Aid Data

Station : Giving Aid	Station Receiving Aid										NORS	2nd Call	3rd Call	
	Greenbackville	Chincoteague	Saxis	Bloxom	Parksley	Onancock	Melfa	Wachapreague	Onley	Oak Hall				Community (Exmore)
Greenbackville												2	0	0
Chincoteague											1	n/a	n/a	n/a
Saxis												4	0	0
Bloxom					2							0	2	0
Parksley				1						1	1	0	2	0
Onancock											23	0	0	0
Melfa										5	1	0	3	0
Wachapreague												5	0	0
Onley										2		25	0	0
Oak Hall	2	4	1									0	6	0
Community (Exmore)												1	0	0
Northampton County										1		n/a	n/a	n/a
Total	2	n/a	4	2	2	0	2	5	25	6	1	37	13	0

November 2013

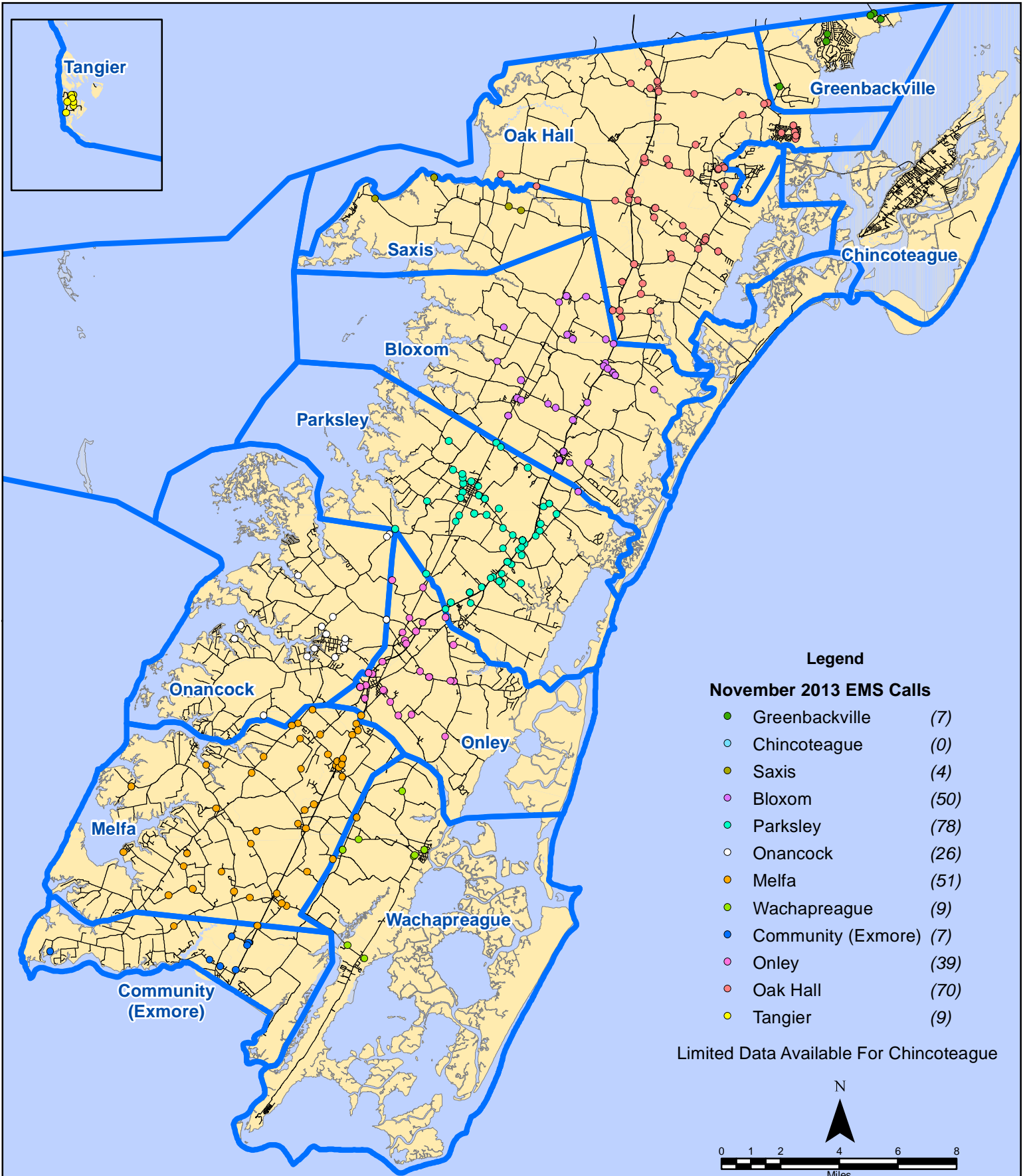
NORS = No Response. Call was handled by another station/agency.

2nd Call = 2nd Ambulance call received while First Ambulance was busy on another call.

3rd Call = 3rd ambulance call received while First and Second Ambulances were on other call.

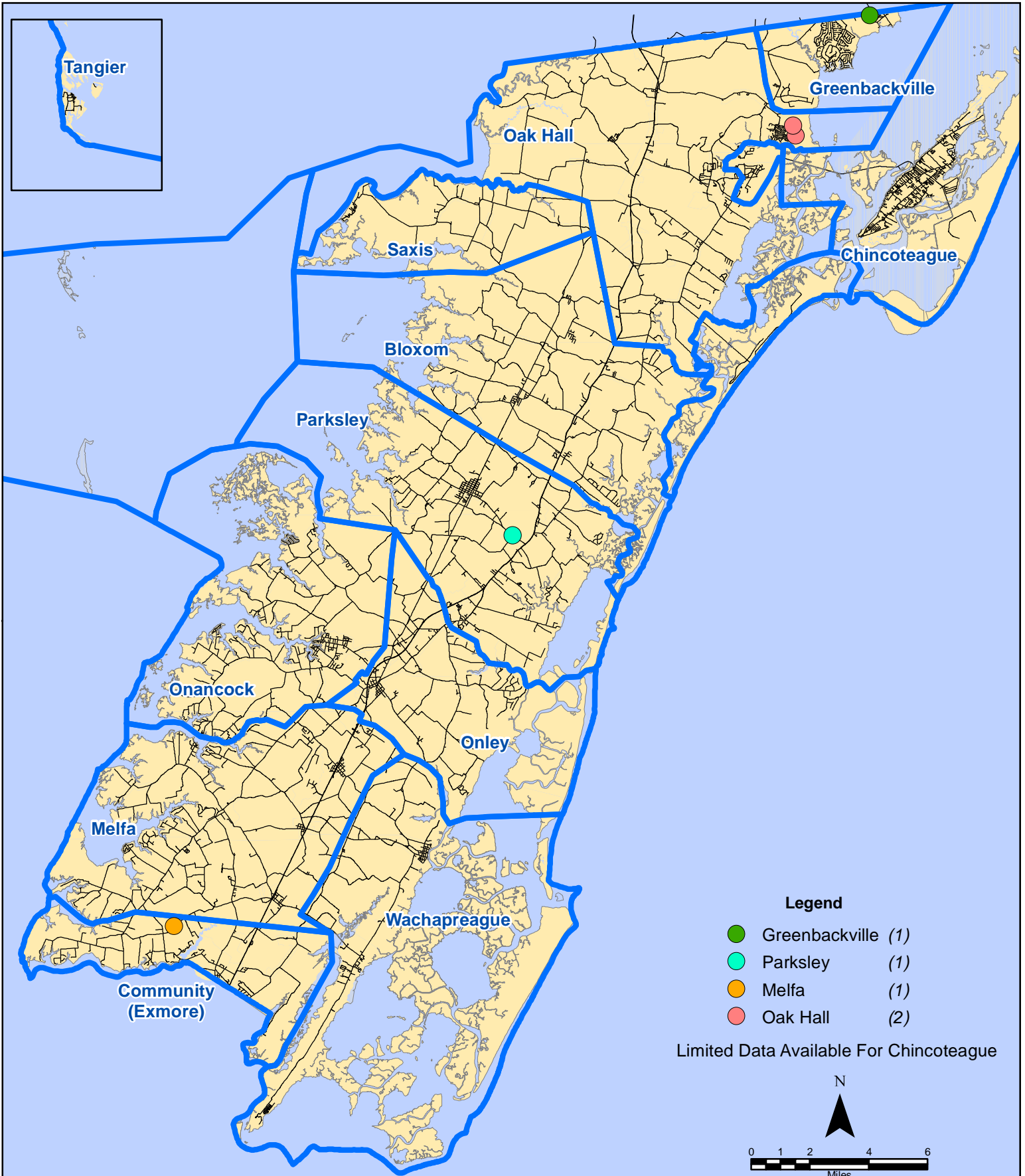
This information was prepared using data supplied by the Eastern Shore of Virginia 911 Center
 This information is original incident data only and may not be representative of all units or stations who responded to an incident.

November 2013 EMS Calls By District



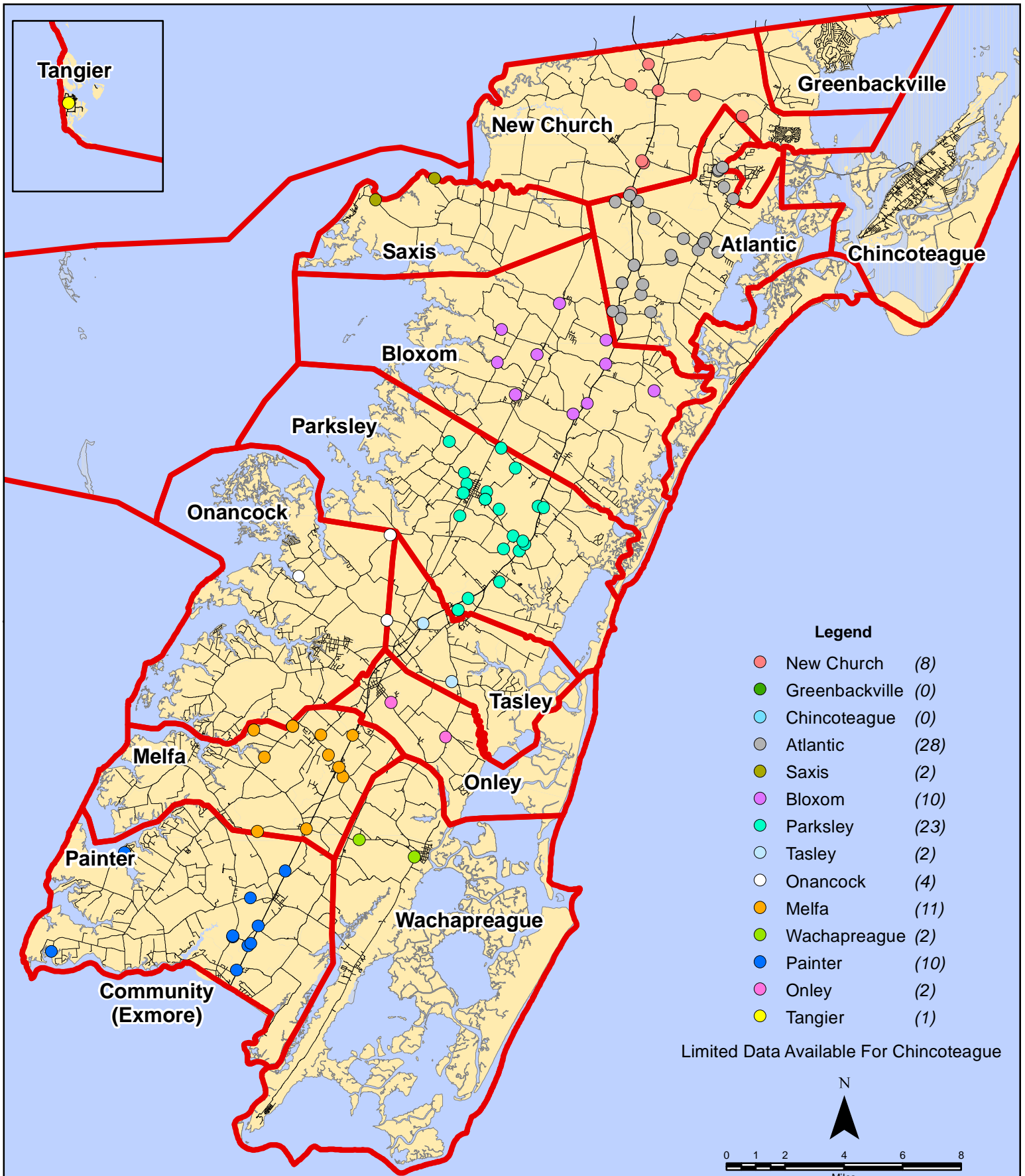
All points are plotted using X and Y coordinates provided by the ESVA 911 Center.
 Points may be plotted over one another when they are in close proximity.

November 2013 EMS Calls With Response Time Greater Than 20 Mins.



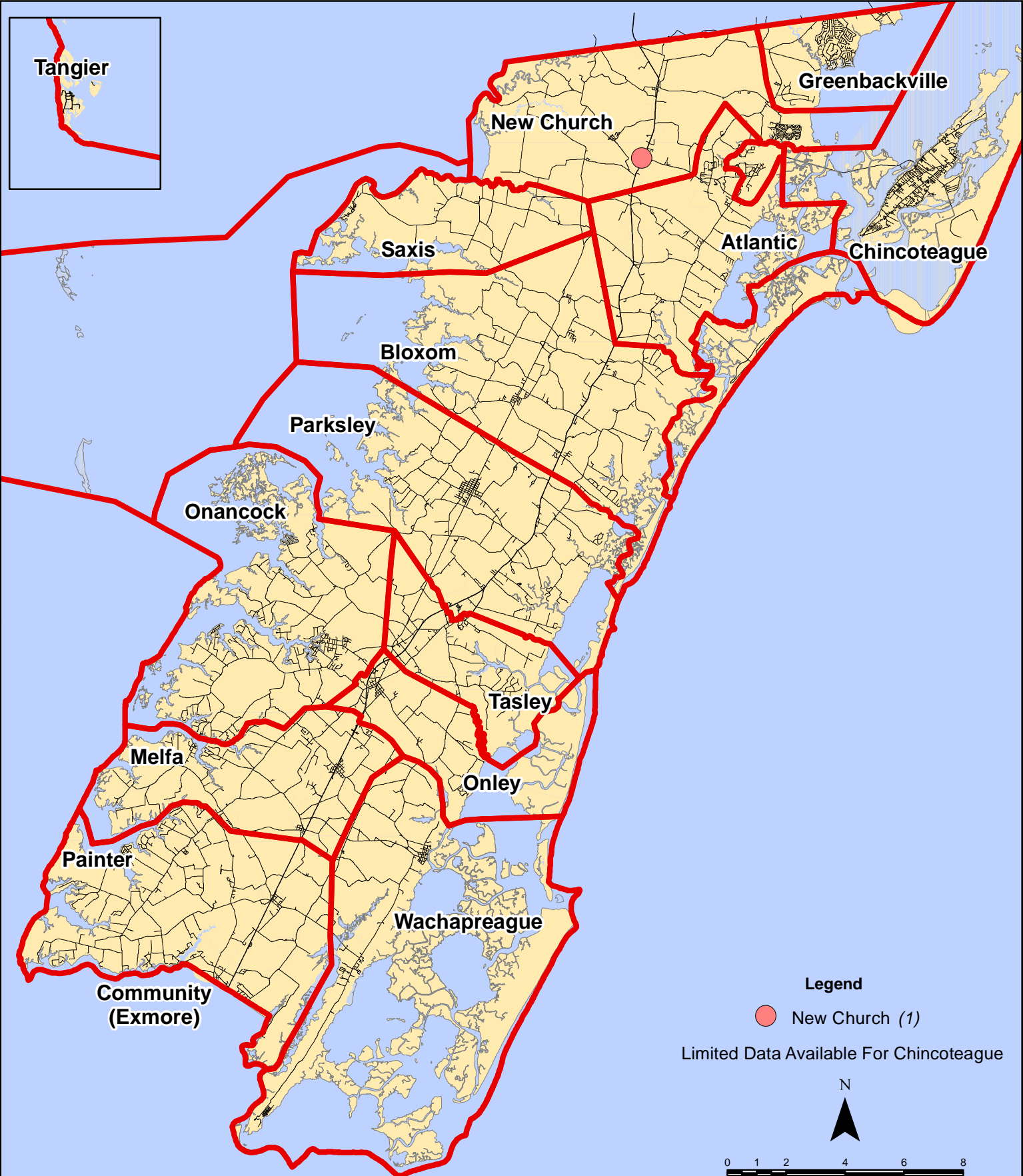
All points are plotted using X and Y coordinates provided by the ESVA 911 Center.
Points may be plotted over one another when they are in close proximity.

November 2013 Fire Calls By District



All points are plotted using X and Y coordinates provided by the ESVA 911 Center. Points may be plotted over one another when they are in close proximity.

November 2013 Fire Calls With Response Time Greater Than 20 Mins.



All points are plotted using X and Y coordinates provided by the ESVA 911 Center. Points may be plotted over one another when they are in close proximity.

Map Prepared by the Accomack County Department of Planning & Community Development using data from the ESVA 911 Center. - December 3, 2013