

<u>Fire - Performance Measure Data</u>					
<u>District</u>	<u>Total Calls in District</u>	<u>Greater than 20 min. Response</u>	<u>%</u>	<u>Max. Response Time</u>	<u>NORS</u>
New Church	3	0	100%	12:44	0
Greenbackville	2	0	100%	16:27	0
Chincoteague	6	0	100%	7:47	0
Atlantic	11	0	100%	12:53	0
Saxis	0	0	N/A	N/A	0
Bloxom	11	0	100%	10:20	0
Parksley	12	0	100%	16:19	0
Tasley	6	0	100%	11:49	0
Onancock	4	0	100%	14:24	0
Melfa	14	0	100%	13:11	0
Wachapreague	1	0	100%	5:24	0
Painter	12	0	100%	13:34	0
Onley	6	0	100%	8:50	0
Tangier	1	0	100%	1:18	0
Totals:	89	0	100%		0

<u>EMS - Performance Measure Data</u>							
<u>District</u>	<u>Total Calls in Distric</u>	<u>Career</u>	<u>Combination</u>	<u>Greater than 20 min. Response</u>	<u>%</u>	<u>Max. Response Time</u>	<u>NORS</u>
Greenbackville	9	0	3	0	100%	18:31	4
Chincoteague	41	Unknown		1	98%	23:14	0
Saxis	9	0	1	1	89%	20:41	4
Bloxom	83	35	59	1	99%	20:36	0
Parksley	105	86	6	0	100%	18:45	0
Onancock	56	66	13	0	100%	14:18	0
Melfa	76	27	4	1	99%	29:47	0
Wachapreague	10	0	2	0	100%	17:52	5
Onley	44	23	2	0	100%	14:18	22
Oak Hall	75	73	13	0	100%	17:06	0
Tangier	10	0	2	0	100%	19:02	0
Community (Exmore)	20	Unknown		0	100%	18:11	0
Totals	538	310	105	4	99%		35

EMS Mutual Aid Data

Station Receiving Aid

<u>Station : Giving Aid</u>	<u>Greenbackville</u>	<u>Chincoteague</u>	<u>Saxis</u>	<u>Bloxom</u>	<u>Parksley</u>	<u>Onancock</u>	<u>Melfa</u>	<u>Wachapreague</u>	<u>Onley</u>	<u>Oak Hall</u>	<u>Community (Exmore)</u>	<u>NORS</u>	<u>2nd Call</u>	<u>3rd Call</u>
Greenbackville												4	0	0
Chincoteague	1											0	4	0
Saxis												4	0	0
Bloxom		1		6						2		0	5	0
Parksley			4						1			0	13	3
Onancock						1		23				0	4	0
Melfa							4	3				0	4	0
Wachapreague												5	0	0
Onley				2	1							22	5	0
Oak Hall	3	3	1									0	10	1
Community (Exmore)						1						0	3	0
Northampton County														
Total	4	4	5	8	1	1	5	27	2	0		35	48	4

December 2013

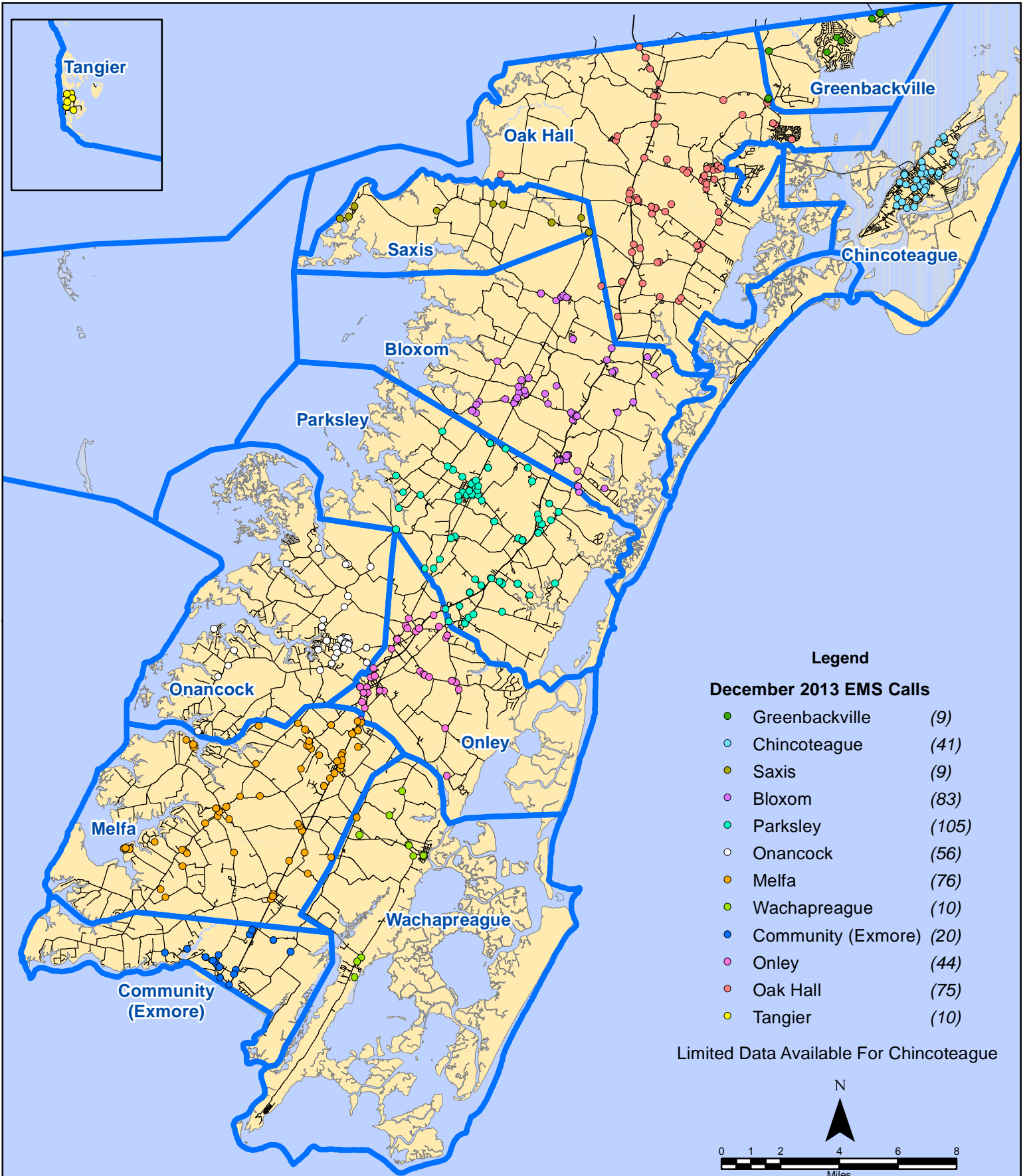
NORS = No Response. Call was handled by another station/agency.

2nd Call = 2nd Ambulance call received while First Ambulance was busy on another call.

3rd Call = 3rd ambulance call received while First and Second Ambulances were on other call.

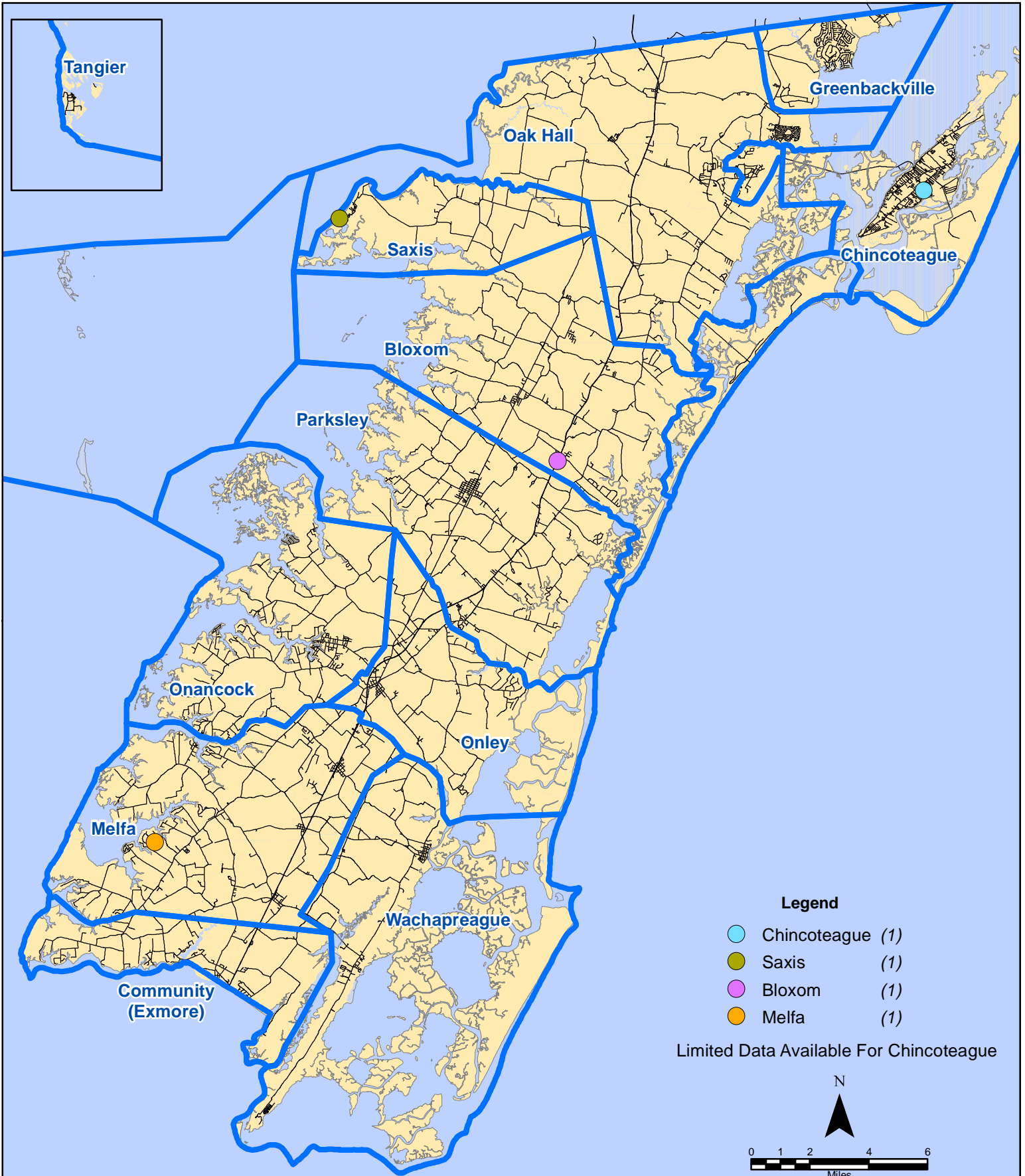
This information was prepared using data supplied by the Eastern Shore of Virginia 911 Center
 This information is original incident data only and may not be representative of all units or stations who responded to an incident.

December 2013 EMS Calls By District



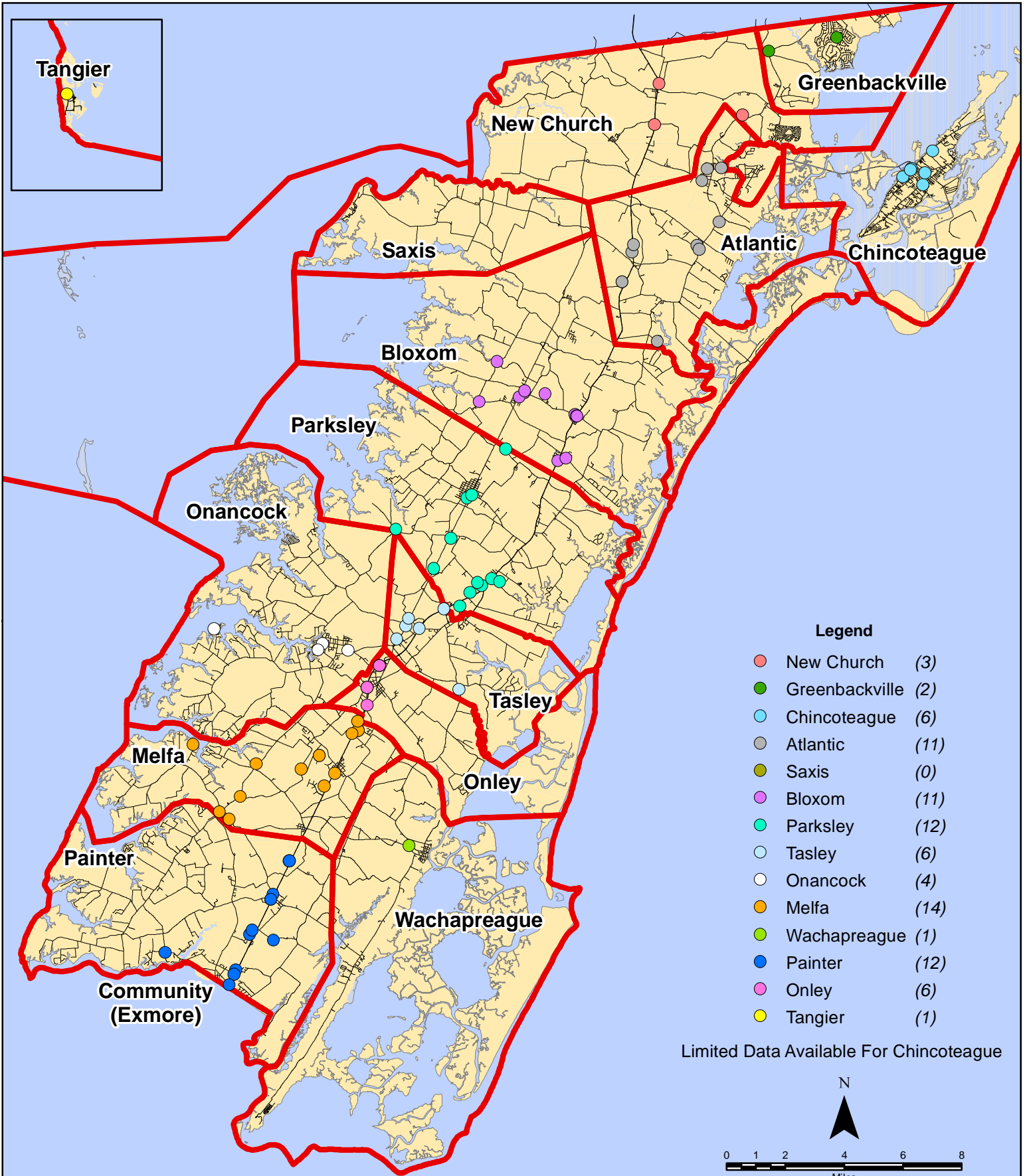
All points are plotted using X and Y coordinates provided by the ESVA 911 Center.
Points may be plotted over one another when they are in close proximity.

December 2013 EMS Calls With Response Time Greater Than 20 Mins.



All points are plotted using X and Y coordinates provided by the ESVA 911 Center.
Points may be plotted over one another when they are in close proximity.

December 2013 Fire Calls By District



All points are plotted using X and Y coordinates provided by the ESVA 911 Center. Points may be plotted over one another when they are in close proximity.