

Fire - Performance Measure Data					
Response District	Total Calls in District	Greater than 20 min. Response	Calls Handled by other agency	Longest Response Time	%
New Church	5	2	0	24:01	60%
Greenbackville	5	0	0	16:16	100%
Chincoteague	13	0	0	14:59	100%
Atlantic	19	0	0	15:23	100%
Saxis	1	0	0	0	100%
Bloxom	6	0	0	11:00	100%
Parksley	14	0	0	17:18	100%
Tasley	5	0	0	14:33	100%
Onancock	9	0	0	13:52	100%
Melfa	13	0	0	16:30	100%
Wachapreague	3	0	0	0	100%
Painter	19	0	0	19:33	100%
Onley	6	1	0	22:06	83%
Tangier	5	0	0	9:17	100%
System Totals	123	3	0		97.6%

EMS - Performance Measure Data							
Response Area	Response District	Total Calls in District	Greater than 20 min. Response	Longest Response Time	Calls Handled by other agency	Station Reliability	Benchmark Compliance%
Northern Area	Greenbackville	13	1	31:14	2	84.6%	98.39%
	Oak Hall	103	2		5	95.2%	
	Saxis	6	0		0	100.0%	
	Bloxom	64	0		6	90.6%	
Central Area	Parksley	103	1	31:08	8	92.2%	98.36%
	Onancock	42	0		0	100.0%	
	Onley	38	2		23	39.5%	
Southern Area	Melfa	71	3	29:54	4	94.4%	95.96%
	Wachapreague	11	0		0	100.0%	
	Community (Exmore)	17	1		3	82.4%	
Island Areas	Tangier	13	0	11:38	0	100.0%	100.00%
	Chincoteague	66	2	30:44	1	98.5%	96.97%
System Totals		547	12	31:14	52		96.97%

January 2014

EMS Mutual Aid Data

Station : Giving Aid	Station Receiving Aid													
	Greenbackville	Chincoteague	Saxis	Bloxom	Parksley	Onancock	Melfa	Wachapreague	Onley	Oak Hall	Community (Exmore)	NORS	2nd Call	3rd Call
Greenbackville								2				1	0	0
Chincoteague												0	5	1
Saxis												1	0	0
Bloxom	1			8					2			0	7	0
Parksley			5					1	1			0	8	0
Onancock								20				0	0	0
Melfa								2	3			0	2	1
Wachapreague												10	0	0
Onley						3						23	0	0
Oak Hall	1	1	1									0	0	0
Community (Exmore)						1						3	0	0
Wallops FD		1												
Total	2	1	0	6	8	0	4	0	23	5	3	38	22	2

Benchmark - The Accomack County Board of Supervisors established 20 minute standard for emergency response.

Station Reliability - Percentage of calls in a stations response district answered by that station.

NORS = No Response by station. The call was handled by another station/agency.

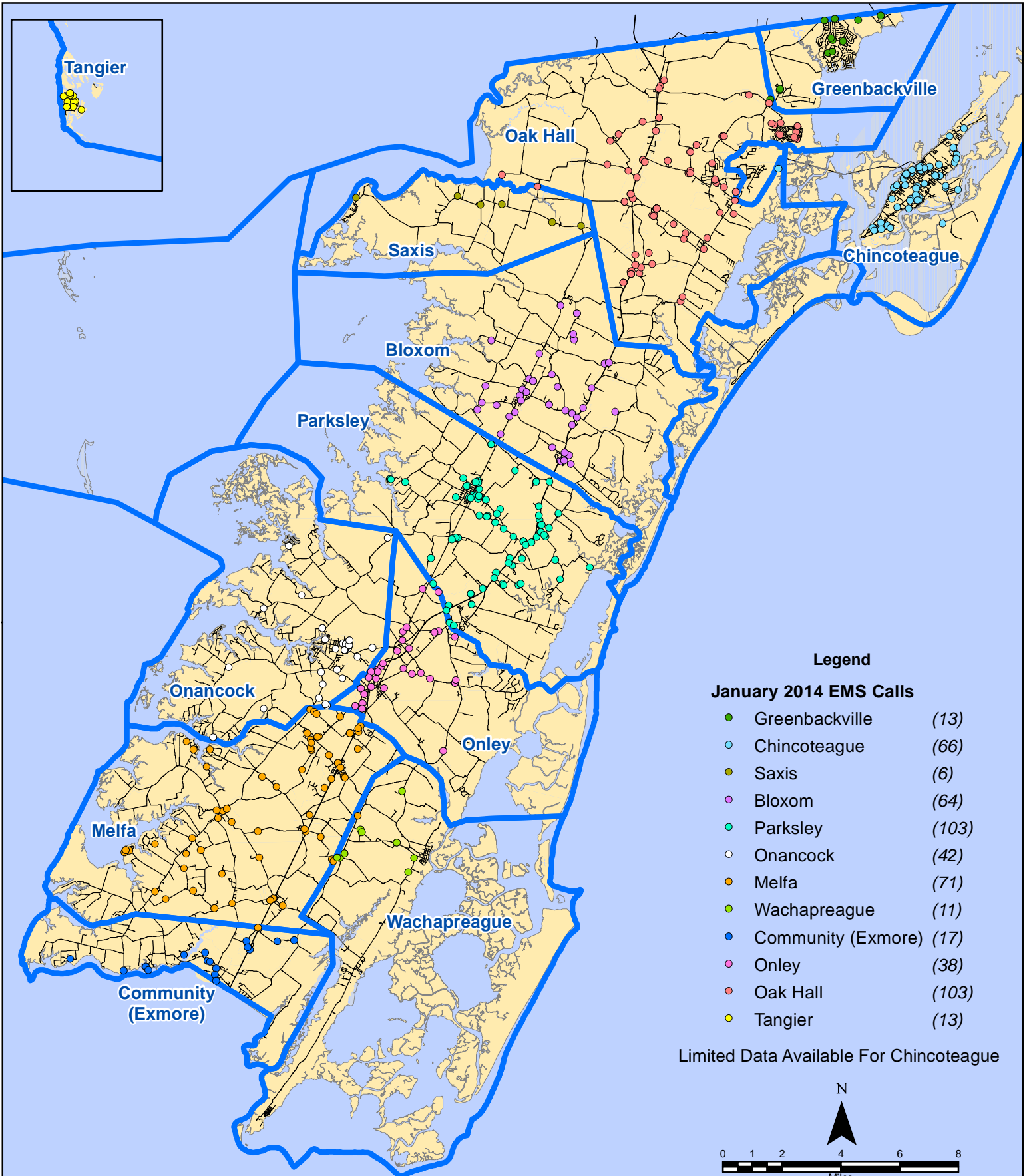
2nd Call = 2nd Ambulance call received while First Ambulance was busy on another call.

3rd Call = 3rd ambulance call received while First and Second Ambulances were on other call.

This information was prepared using data supplied by the Eastern Shore of Virginia 911 Center.

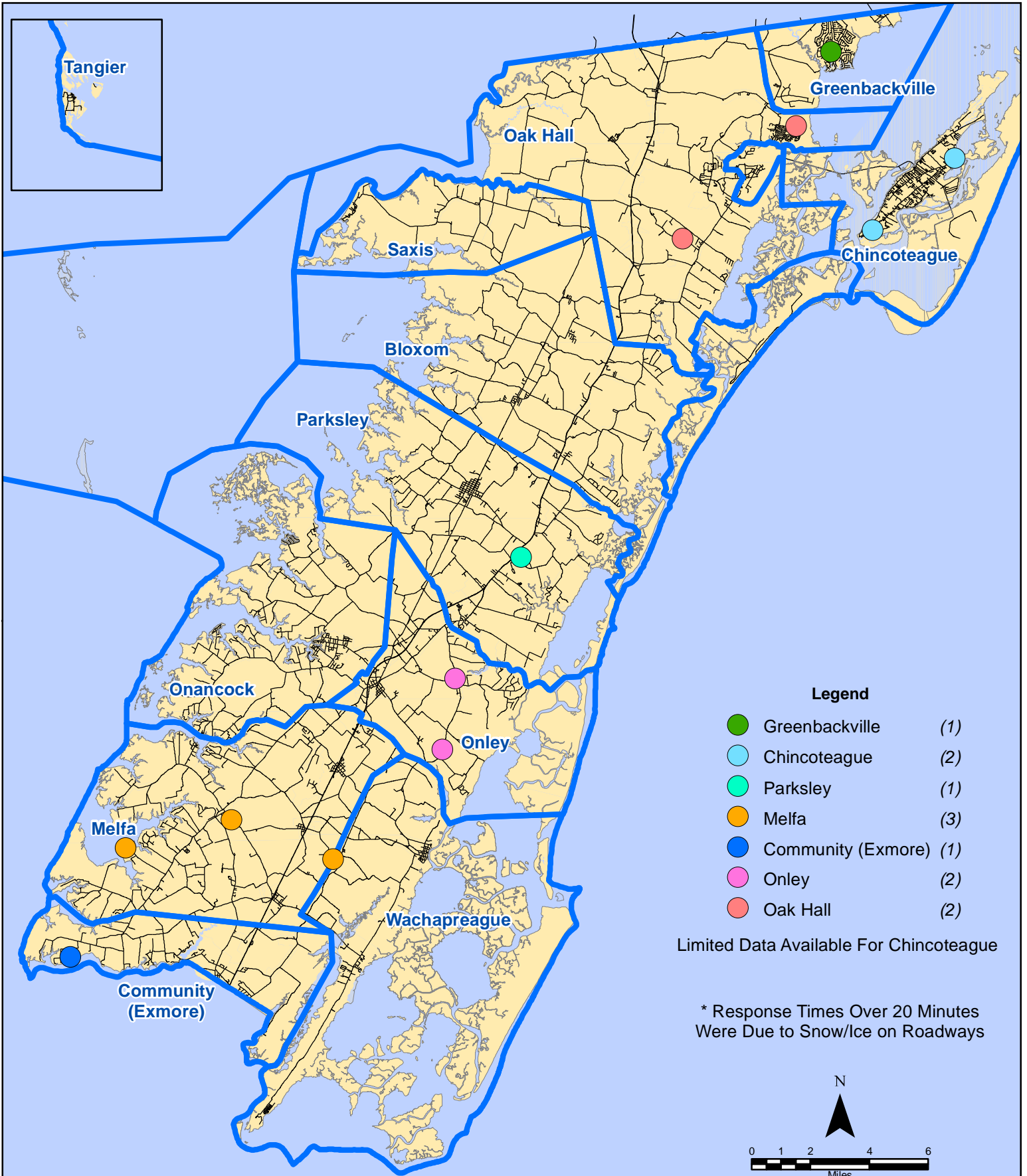
This information is original incident data only and may not be representative of all units or stations who responded to an incident.

January 2014 EMS Calls By District



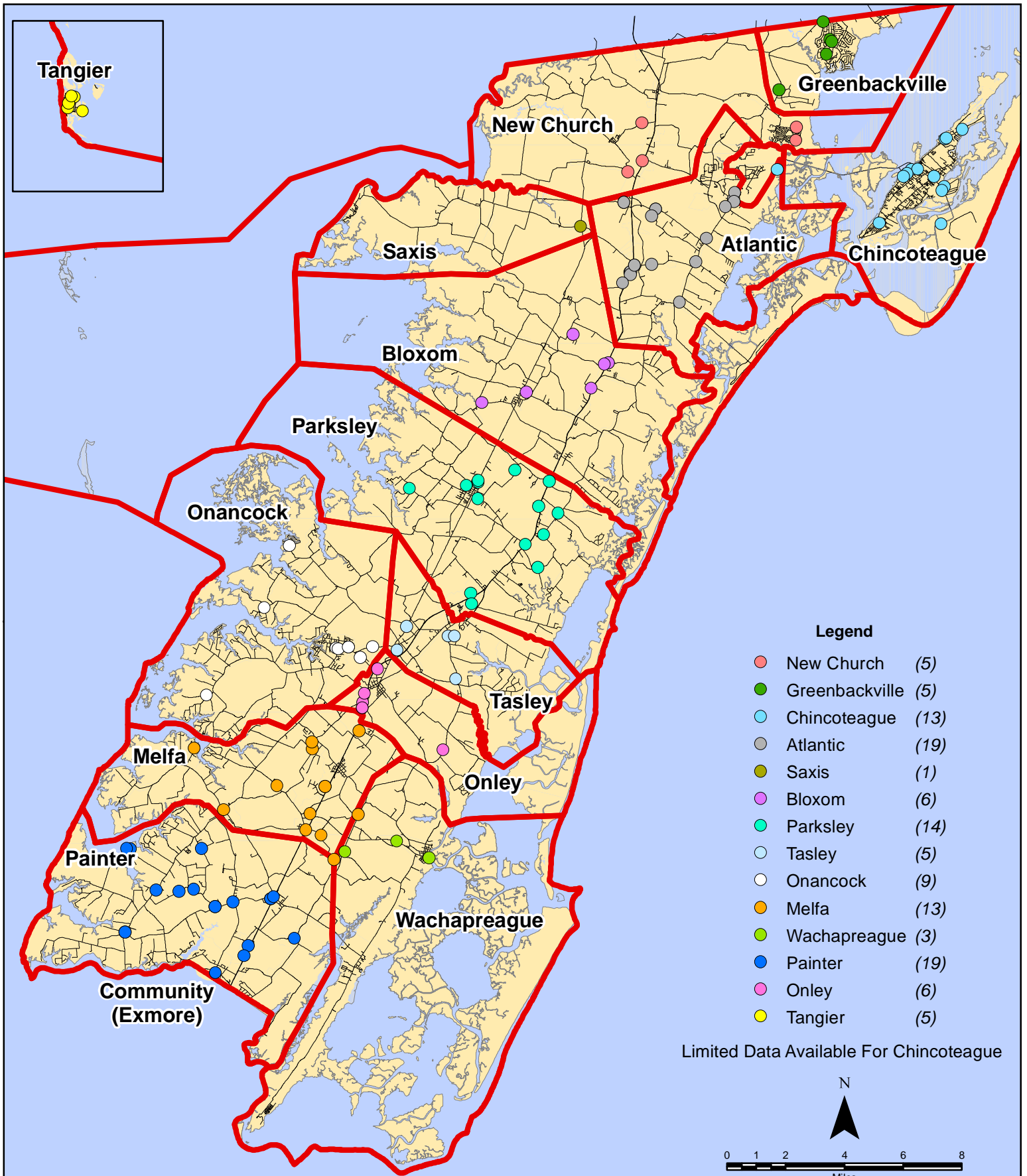
All points are plotted using X and Y coordinates provided by the ESVA 911 Center. Points may be plotted over one another when they are in close proximity.

January 2014 EMS Calls With Response Time Greater Than 20 Mins.*



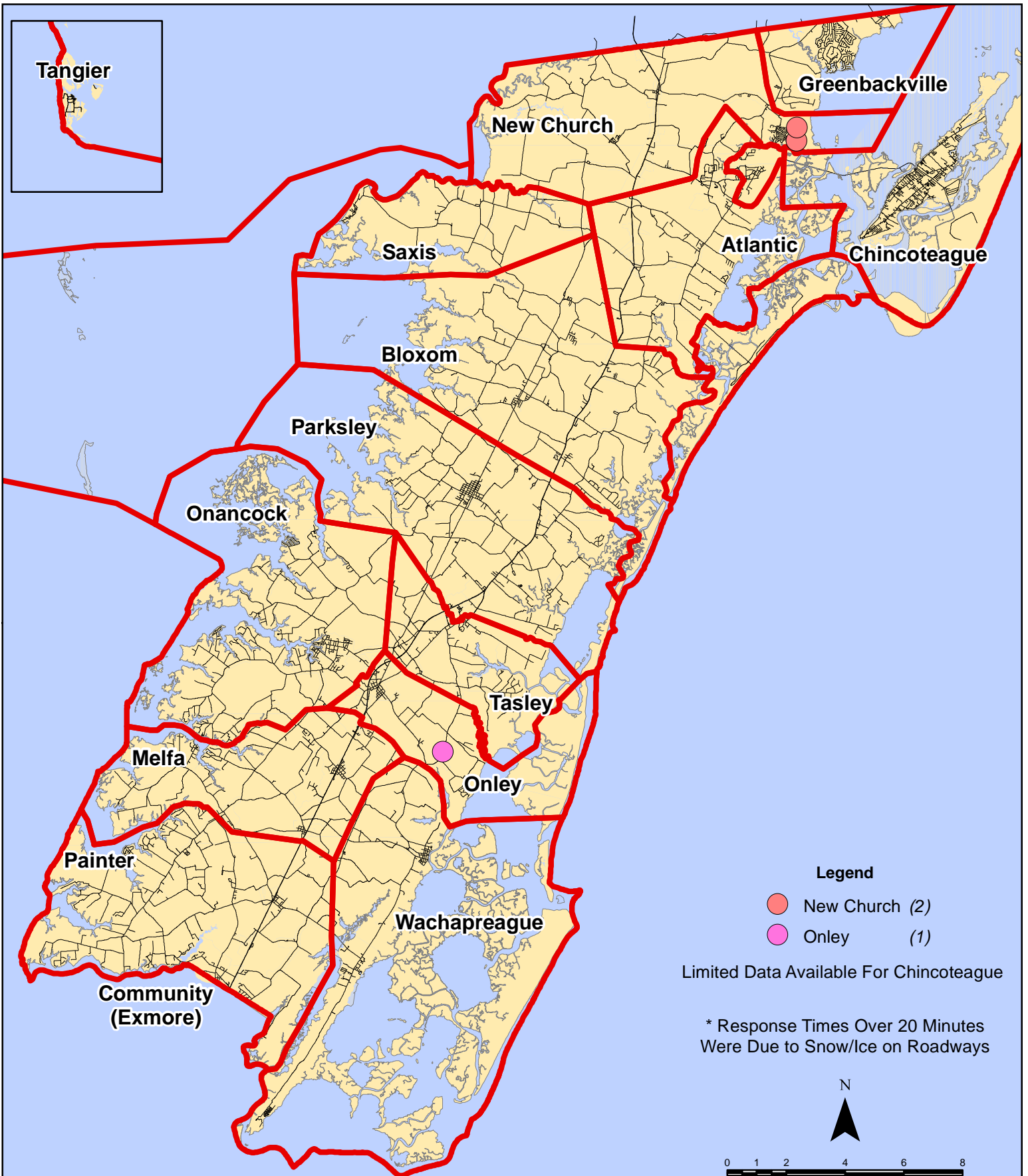
All points are plotted using X and Y coordinates provided by the ESVA 911 Center. Points may be plotted over one another when they are in close proximity.

January 2014 Fire Calls By District



All points are plotted using X and Y coordinates provided by the ESVA 911 Center. Points may be plotted over one another when they are in close proximity.

January 2014 Fire Calls With Response Time Greater Than 20 Mins.*



Legend

- New Church (2)
- Onley (1)

Limited Data Available For Chincoteague

* Response Times Over 20 Minutes Were Due to Snow/Ice on Roadways

All points are plotted using X and Y coordinates provided by the ESVA 911 Center. Points may be plotted over one another when they are in close proximity.

Map Prepared by the Accomack County Department of Planning & Community Development using data from the ESVA 911 Center. - February 7, 2014